

# Panda TN 85



H 205 • 225

P 85

L 125 2p • 250 4p • 375 6p

meat • drinks • dairy • fresh products

Multideck chiller with double glazed glass doors, fitted with an environmentally friendly plug-in R290 refrigeration system for the display of pre packaged meat and fish, dairy and fresh products.

#### Installation

- Plug-in Air Cooled Standard
- Water Cooled POA Option

#### Configuration

Glass Door Multideck

#### Refrigerant

R290

#### Refrigeration System

Ventilated (RV)

#### Compressor

Hermetic

#### Defrost

Off cycle

#### Temperature Range

- 1 / + 5 °C

#### Climate Class

3M1

#### Operating Conditions

25°C Ambient / 60% RH

#### Power Supply

230V / 1 Ph / 50Hz

#### Electrical Amperage 125

10A

#### Electrical Amperage 250

10A

#### Electrical Amperage 375

10A

#### Closing System

Hinged Glass Doors - Double Glass

#### Side Panels

- Panoramic End Panel - safety glass (Std)
- Solid Mirror End Panel (Optional)

#### Shelves No.

- H205 - 4 Shelves
- H225 - 5 Shelves

#### Shelves Type

Solid

#### Shelf Fence

Perspex H30

#### Lighting

- 4000K LED Canopy (Std)
- 4000K Undershelf LED (Std)
- 3000K LED Colour (Optional)

#### Inside Colour

- RAL 9005 - Jet Black (Std)
- RAL Colour Choice - Factory Option

#### Outside Colour

- RAL 9005 - Jet Black (Std)
- RAL Colour Choice - Factory Option

#### Side Panels Colour

- RAL 9005 - Jet Black (Std)
- RAL Colour Choice - Factory Option

#### Base/ Equipment Handling

4 adjustable feet

#### Inside Colour

 RAL optional

#### Outside Colour

 RAL optional

#### Plinth Colour

 RAL optional

RAL colour system options available ex. factory \*POA

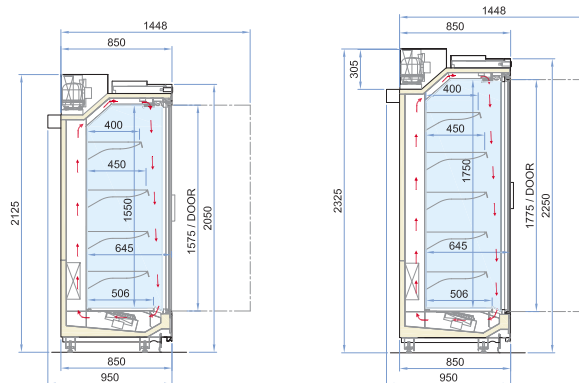


R290 Multideck Glass Door Merchandiser



**Panda TN 85**

		<b>125 2p</b>	<b>250 4p</b>	<b>375 6p</b>
<b>External Dimensions PANORAMIC (LxDxH)</b>	<i>P85</i>	1330 x 850 x 2100 mm	2580 x 850 x 2100 mm	3830 x 850 x 2100 mm
	<i>P85 HT</i>	1330 x 850 x 2300 mm	2580 x 850 x 2300 mm	3830 x 850 x 2300 mm
<b>Capacity (gross/net)</b>	<i>P85</i>	1220 / 886 lt	2440 / 1772 lt	3661 / 2657 lt
	<i>P85 HT</i>	1377 / 1003 lt	2754 / 2005 lt	4177 / 3007 lt
<b>Net Weight</b>	<i>P85</i>	405 kg	642 kg	893 kg
	<i>P85 HT</i>	442 kg	697 kg	963 kg
<b>Refrigeration</b>		Ventilated		
<b>Refrigerant</b>		R290 / GWP3		
<b>Climate Class</b>		3M1		
<b>Operating Conditions</b>		25 °C / 60 % RH		
<b>Temperature Range</b>		- 1 / + 5 °C		
<b>Compressor</b>		1 Hermetic		2 Hermetic
<b>Defrost</b>		Off Cycle - Manual Condensate		
<b>Power Supply</b>		230 V / 1 ph		
<b>Power Amp - Appliance to be Hard Wired on Site</b>		10	10	10
<b>Lighting - Canopy</b>		LED 4000K		
<b>Number of Shelves</b>	<i>P85</i>	4	4	4
	<i>P85 HT</i>	5	5	5
<b>Dimensions - Shelf Line</b>		450 mm	450 mm	450 mm
<b>Dimensions Base</b>		536 mm	536 mm	536 mm
<b>Shelf Bracket Adjustment</b>		0°, 10°, 20°		
<b>Shelf Lighting - Undershelf</b>		LED 4000K		
<b>Shelf Merchandising</b>		H30 Plexiglass Product Stop   Price Holder with Ticket Strip		
<b>Closing System</b>		Double Glazed Hinged Glass Doors		
<b>Leveling Feet - Mandatory</b>		Mandatory		
<b>Exterior Colour</b> <i>Ex Works RAL options available</i>		RAL 9005 JET BLACK - Standard		
<b>Interior Colour</b> <i>Ex Works RAL options available</i>		RAL 9005 JET BLACK - Standard		
<b>End Panels</b>		Panoramic (40mm)	Solid (40mm)	Solid with Mirror (40mm)
<b>Configuration</b>		REFRIGERANT - R290   LIGHTING - Canopy & Under Shelf 4000K   END PANELS - Panoramic   CLOSING SYSTEM - Glass Door   BASE - Leveling Feet		



# Panda TN 100



H 205 • 225

P 100

L 125 2p • 250 4p • 375 6p

meat • drinks • dairy • fresh products

Multideck chiller with double glazed glass doors, fitted with an environmentally friendly plug-in R290 refrigeration system for the display of pre packaged meat and fish, dairy and fresh products.

#### Installation

- Plug-in Air Cooled Standard
- Water Cooled POA Option

#### Configuration

Glass Door Multideck

#### Refrigerant

R290

#### Refrigeration System

Ventilated (RV)

#### Compressor

Hermetic

#### Defrost

Off cycle

#### Temperature Range

- 1 / + 5 °C

#### Climate Class

3M1

#### Operating Conditions

25°C Ambient / 60% RH

#### Power Supply

230V / 1 Ph / 50Hz

#### Electrical Amperage 125

10A

#### Electrical Amperage 250

10A

#### Electrical Amperage 375

10A

#### Closing System

Hinged Glass Doors - Double Glass

#### Side Panels

- Panoramic End Panel - safety glass (Std)
- Solid Mirror End Panel (Optional)

#### Shelves No.

- H205 - 4 Shelves
- H225 - 5 Shelves

#### Shelves Type

Solid

#### Shelf Fence

Perspex H30

#### Lighting

- 4000K LED Canopy (Std)
- 4000K Undershelf LED (Std)
- 3000K LED Colour (Optional)

#### Inside Colour

- RAL 9005 - Jet Black (Std)
- RAL Colour Choice - Factory Option

#### Outside Colour

- RAL 9005 - Jet Black (Std)
- RAL Colour Choice - Factory Option

#### Side Panels Colour

- RAL 9005 - Jet Black (Std)
- RAL Colour Choice - Factory Option

#### Base/ Equipment Handling

4 adjustable feet

#### Inside Colour

 RAL optional

#### Outside Colour

 RAL optional

#### Plinth Colour

 RAL optional

RAL colour system options available ex. factory \*POA

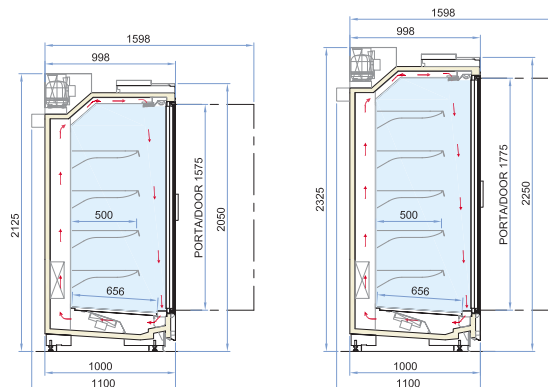


R290 Multideck Glass Door Merchandiser



# Panda TN 100

		125 2p	250 4p	375 6p
External Dimensions PANORAMIC (LxDxH)	P100	1330 x 1000 x 2100 mm	2580 x 1000 x 2100 mm	3830 x 1000 x 2100 mm
	P100 HT	1330 x 1000 x 2300 mm	2580 x 1000 x 2300 mm	3830 x 1000 x 2300 mm
Capacity (gross/net)	P100	1510 / 1087 lt	3020 / 2174lt	4531 / 3261lt
	P100 HT	1705 / 1224 lt	3410 / 2448 lt	5161 / 3671 lt
Net Weight	P100	438 kg	687 kg	951 kg
	P100 HT	475 kg	742 kg	1021 kg
Refrigeration	Ventilated			
Refrigerant	R290 / GWP3			
Climate Class	3M1			
Operating Conditions	25 °C / 60 % RH			
Temperature Range	- 1 / + 5 °C			
Compressor	1 Hermetic		2 Hermetic	
Defrost	Off Cycle - Manual Condensate			
Power Supply	230 V / 1 ph			
Power Amp - Appliance to be Hard Wired on site	10	10	10	
Lighting - Canopy	LED 4000K			
Number of Shelves	P100	4	4	4
	P100 HT	5	5	5
Dimensions - Shelf Line	500mm		500mm	
Dimensions Base	656 mm		656 mm	
Shelf Bracket Adjustment	0°, 10°, 20°			
Shelf Lighting - Undershelf	LED 4000K			
Shelf Merchandising	H30 Plexiglass Product Stop   Price Holder with Ticket Strip			
Closing System	Double Glazed Hinged Glass Doors			
Leveling Feet - Mandatory	Mandatory			
Exterior Colour <i>Ex Works RAL options available</i>	RAL 9005 JET BLACK - Standard			
Interior Colour <i>Ex Works RAL options available</i>	RAL 9005 JET BLACK - Standard			
End Panels	Panoramic (40mm)	Solid (40mm)	Solid with Mirror (40mm)	
Configuration	REFRIGERANT - R290   LIGHTING - Canopy & Under Shelf 4000K   END PANELS - Panoramic   CLOSING SYSTEM - Glass Door   BASE - Leveling Feet			



## McAlpine Hussmann

2-6 Niall Burgess Road, Mt Wellington, Auckland 1060, New Zealand

ph. 0800 473 374

e. commercialnz@hussmann.com

w. www.mcalpinehussmann.co.nz

**MCALPINE HUSSMANN**  
A Panasonic Company

# Panda TN 115



H 205 • 225

P 115

L 125 2p • 250 4p • 375 6p

meat • drinks • dairy • fresh products

Multideck chiller with double glazed glass doors, fitted with an environmentally friendly plug-in R290 refrigeration system for the display of pre packaged meat and fish, dairy and fresh products.

#### Installation

- Plug-in Air Cooled Standard
- Water Cooled POA Option

#### Configuration

Glass Door Multideck

#### Refrigerant

R290

#### Refrigeration System

Ventilated (RV)

#### Compressor

Hermetic

#### Defrost

Off cycle

#### Temperature Range

- 1 / + 5 °C

#### Climate Class

3M1

#### Operating Conditions

25°C Ambient / 60% RH

#### Power Supply

230V / 1 Ph / 50Hz

#### Electrical Amperage 125

10A

#### Electrical Amperage 250

10A

#### Electrical Amperage 375

10A

#### Closing System

Hinged Glass Doors - Double Glass

#### Side Panels

- Panoramic End Panel - safety glass (Std)
- Solid Mirror End Panel (Optional)

#### Shelves No.

- H205 - 4 Shelves
- H225 - 5 Shelves

#### Shelves Type

Solid

#### Shelf Fence

Perspex H30

#### Lighting

- 4000K LED Canopy (Std)
- 4000K Undershelf LED (Std)
- 3000K LED Colour (Optional)

#### Inside Colour

- RAL 9005 - Jet Black (Std)
- RAL Colour Choice - Factory Option

#### Outside Colour

- RAL 9005 - Jet Black (Std)
- RAL Colour Choice - Factory Option

#### Side Panels Colour

- RAL 9005 - Jet Black (Std)
- RAL Colour Choice - Factory Option

#### Base/ Equipment Handling

4 adjustable feet

#### Inside Colour

 RAL optional

#### Outside Colour

 RAL optional

#### Plinth Colour

 RAL optional

RAL colour system options available ex. factory \*POA

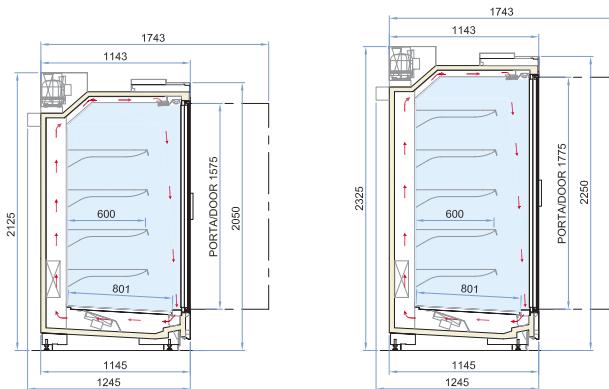


R290 Multideck Glass Door Merchandiser



# Panda TN 115

		125 2p	250 4p	375 6p
External Dimensions PANORAMIC (LxDxH)	P115 / 205	1330 x 1150 x 2100 mm	2580 x 1150 x 2100 mm	3830 x 1150 x 2100 mm
	P115 HT / 225	1330 x 1150 x 2300 mm	2580 x 1150 x 2300 mm	3830 x 1150 x 2300 mm
Capacity (gross/net)	P115 / 205	1804 / 1372 lt	3608 / 2744 lt	5413 / 4116 lt
	P115 HT / 225	2025 / 1545 lt	4050 / 3090 lt	6121 / 4644 lt
Net Weight	P115 / 205	471 kg	732 kg	1009 kg
	P115 HT / 225	508 kg	787 kg	1079 kg
Refrigeration	Ventilated			
Refrigerant	R290 / GWP3			
Climate Class	3M1			
Operating Conditions	25 °C / 60 % RH			
Temperature Range	- 1 / + 5 °C			
Compressor	1 Hermetic		2 Hermetic	
Defrost	Off Cycle - Manual Condensate			
Power supply	230 V / 1 ph			
Power Amp - Appliance to be Hard Wired on site	10	10	10	10
Lighting - Canopy	LED 4000K			
Number of Shelves	P115 / 205	4	4	4
	P115 HT / 225	5	5	5
Dimensions - Shelf Line	600mm		600mm	
Dimensions Base	801 mm		801 mm	
Shelf Bracket Adjustment	0°, 10°, 20°			
Shelf Lighting - Undershelf	LED 4000K			
Shelf Merchandising	H30 Plexiglass Product Stop   Price Holder with Ticket Strip			
Closing System	Double Glazed Hinged Glass Doors			
Leveling Feet - Mandatory	Mandatory			
Exterior Colour <i>Ex Works RAL options available</i>	RAL 9005 JET BLACK - Standard			
Interior Colour <i>Ex Works RAL options available</i>	RAL 9005 JET BLACK - Standard			
End Panels	Panoramic (40mm)	Solid (40mm)	Solid with Mirror (40mm)	
Configuration	REFRIGERANT - R290   LIGHTING - Canopy & Under Shelf 4000K   END PANELS - Panoramic   CLOSING SYSTEM - Glass Door   BASE - Leveling Feet			



## McAlpine Hussmann

2-6 Niall Burgess Road, Mt Wellington, Auckland 1060, New Zealand

ph. 0800 473 374

e. commercialnz@hussmann.com

w. www.mcalpinehussmann.co.nz

**MCALPINE HUSSMANN**  
A Panasonic Company